

2021

REPORT OF THE TREASURER



United
Methodist
Women
FAITH · HOPE · LOVE IN ACTION

Doing business as United Women in Faith

“ We adapted to the world around us and stretched ourselves to reach more members with our educational, leadership, and transformative support.”



Photo: UMW

Tamara Clark, CPA
Treasurer/CFO Finance & Asset Management

Accomplishing More With Less

During 2021 the national office continued to be flexible in how we approached our work in the midst of the pandemic. It seemed as if we had no choice but to accomplish more with less, hence the \$2.79 million decline in operating expenses that you will see in our financial statements. We were faced with challenges but found ways to turn them into opportunities. We adapted to the world around us and stretched ourselves to reach more members with our educational, leadership, and transformative support. And this work directly affected our ability to serve women, children, and youth both nationally and internationally.



Oklahoma and Desert Southwest conference treasurers sharing their Mission Giving award certificate.

Operating Revenue

Conference Giving

The duration of the pandemic further exacerbated the trending decline in giving. Conference Giving totaled \$8.70 million, a decline of \$1.03 million from the prior year. We remain thankful to all members for their giving, especially for the conferences that managed to increase their giving and increase their pledge for the year! Out of 54 conferences, we had 15 who increased their giving compared to the prior year. And 27 of our conferences managed to meet their pledge for the year!

Interest and Publications Income

Interest Income increased by \$409 thousand due to an increase in bequests, trusts, and other long-term gifts. Publications Income decreased by \$92 thousand as we saw declines in the purchase of **response** magazine and other Mission Resources; while we explored offering publications in a digital format. With the closing last year of the fulfillment center, through which Mission Resources were distributed, we were faced with engaging another fulfillment center.

Rental, Service Fee, and Other Income

Rental and Service Fee Income includes the operations of Brooks-Howell Home (BHH) and the Church Center for the United Nations. There is an increase of \$716 thousand primarily due to the Paycheck Protection Program (PPP) loan forgiveness at BHH. The Other Income line also increased due to the PPP loan forgiveness for the national office. The PPP loan for both locations was used for qualified expenditures such as payroll, rent and utility costs. This certainly helped us to endure the economic impact with the COVID-19 pandemic.

In total, our Operating Revenue increased by \$1.44 million, primarily due to the PPP loan forgiveness.

Operating Expenses

Programs Administered by United Women in Faith

Our Transformation expenses declined by \$268 thousand due to staff vacancies during the year. Our National Mission Institution Property Insurance declined by \$359,840 due to some bidding and other changes in our insurance program in order to secure savings. Mission Resources expenses declined because at the end of 2020 we wrote off a significant amount of inventory, which caused the expense in that year to be significantly higher. Total Programs Administered by our national office declined by \$825 thousand.

Programs Administered by Other Organizations

Our grants to other organizations for programs, operations, and scholarships totaled \$4.78 million, a decline of \$1.18 million compared to the prior year. This includes grants to National Mission Institutions (NMIs), international partners, social justice organizations, deaconess/home missionary grants, international scholarships, national scholarships, and more.

Program Support

Program Support includes the expenses for the Church Center for the United Nations and the Brooks-Howell Home (BHH) Retirement Center. There is a decline of \$2.50 million due to the reduction of the amount provided to BHH for the retired deaconess and missionary expenses as the center becomes more self-supporting.

Supporting Services

Supporting Services include management, general, and fundraising expenses. Although this section includes what we typically think of as non-programmatic staff (finance, property management, grants, development, etc.), I have to say that many of these staff work directly with members and support some of our programmatic functions. The Supporting Services totaled \$5.20 million, a decline of \$290 thousand compared to the prior year. Our Supporting Services expenses amount to 18.87% of our total Operating Expenses.

Non-Operating Activity

Our Non-Operating Activity includes the appreciation (or depreciation) in our investments, the change in postretirement costs, gains on the sale of property, and contributions to our endowments, such as the Legacy Fund. The increase in Non-Operating Activity totaled \$17.25 million in 2021, while in 2020 we experienced an increase of \$29.44 million. This change is primarily due to a significant valuation change in 2020 for our postretirement and pension benefits costs, as well as the amount of appreciation that we experienced in our investments.

Summary

Our Operating Revenue totaled \$22.43 million, Operating Expenses totaled \$27.55 million, and our Non-Operating Activities totaled \$17.26 million. We experienced an overall Increase in Net Assets of \$12.13 million, with the most significant factor in the increase being the appreciation of our investments.

OPERATING REVENUE *

	2021	2020	2019	2018
CONFERENCE GIVING				
Mission Giving	8.21	9.17	9.96	10.63
Special Edition SMR.....	0.00	0.01	0.04	0.05
Supplementary Giving.....	0.03	0.08	0.02	0.04
Designated Giving	0.46	0.47	0.62	0.64
Total Conference Giving	8.70	9.73	10.64	11.36
INTEREST INCOME				
Interest Income From Cash Equivalents.....	0.00	0.00	0.00	0.00
Investment Income (Net of Fees).....	1.39	1.32	1.88	1.91
Bequests, Trusts and Other Long-Term Gifts	0.91	0.56	0.90	0.41
Total Interest Income	2.30	1.88	2.78	2.32
PUBLICATIONS				
response Magazine	0.22	0.25	0.29	0.31
PBD/MRC.....	0.21	0.27	0.48	0.66
Total Publications	0.43	0.52	0.77	0.97

(*ALL FIGURES SHOWN QUOTED IN MILLIONS OF DOLLARS U.S.)

	2021	2020	2019	2018
RENTAL AND SERVICE FEE INCOME				
Brooks-Howell Home	5.76	4.99	4.06	4.27
Church Center for the United Nations (CCUN)	2.16	2.21	2.61	2.52
Total Rental and Service Fee Income	7.92	7.20	6.67	6.79
OTHER INCOME				
Events, Seminars, Meetings.....	0.00	0.00	0.00	0.00
Benefit Trust.....	1.05	0.86	0.71	0.77
Miscellaneous Income.....	2.04	0.78	0.74	2.18
Total Other Income	3.09	1.64	1.45	2.95
TOTAL OPERATING INCOME	22.45	20.98	22.30	24.38

OPERATING EXPENDITURES *

	2021	2020	2019	2018
PROGRAM SERVICES				
Programs Rendered by UMW				
Transformation	1.97	2.24	2.01	0.00
Position.....	0.32	0.27	0.22	0.00
Engage	0.20	0.17	0.36	0.00
Mobilize.....	0.19	0.28	0.46	0.00
Connectional.....	0.47	0.48	0.42	0.00
National Mission Institutions Network.....	0.00	0.00	0.00	0.30
National Mission Institution				
Property Management Insurance	0.90	1.26	1.63	1.95
Repairs and Maintenance.....	0.35	(0.17)	0.67	0.11
Property Management	0.00	0.00	0.00	0.19
International Mission Work Administration	0.00	0.00	0.00	0.53
United Methodist Women Membership and Leadership Development.....	0.00	0.00	0.00	2.67
Mission Education	0.76	0.85	0.81	1.81
response Magazine	0.22	0.22	0.25	0.39
Mission Resources (MR)	0.43	1.01	1.76	0.97
Christian Social Action	0.09	0.16	0.10	1.58
Deaconesses, Home Missioners Office and Network	0.38	0.35	0.47	0.41
Other Programs Administered by United Methodist Women	1.19	1.18	0.84	1.61
Total Programs Rendered by UMW	7.47	8.30	10.00	12.52
Programs Administered by Other Organizations				
United Methodist Organizations National and International				
National Missions	1.65	1.76	1.62	2.08
International Missions	1.21	1.35	1.46	1.45
Ecumenical Organizations.....	0.05	0.07	0.03	0.26
Social Action Organizations.....	0.05	0.05	0.05	0.01
Grants from Designated Funds.....	1.82	2.74	3.25	2.53
Total Programs Administered by Other Organizations	4.78	5.97	6.41	6.33

	2021	2020	2019	2018
PROGRAM SUPPORT				
Church Center for the United Nations	2.40	2.52	2.38	2.79
Brooks-Howell Home Retired Deaconess, Missionary Home Operations	5.25	4.69	4.24	4.60
Retired Deaconess, Missionary Pension and Health Benefits.....	2.22	3.06	3.38	3.44
Scarritt Bennett Center	0.10	0.10	0.10	0.10
Annuity Fund	0.08	0.02	0.02	0.03
Organization-wide Program Support.....	0.04	0.20	0.26	0.23
Total Program Support	10.09	10.59	10.38	11.19
TOTAL PROGRAM SERVICES	22.34	24.86	26.79	30.04
SUPPORTING SERVICES				
Management and General				
Leadership and Management.....	4.67	4.97	5.35	5.93
Total Management and General	4.67	4.97	5.35	5.93
Fundraising				
Development Office.....	0.53	0.52	0.58	0.43
Total Fundraising	0.53	0.52	0.58	0.43
TOTAL SUPPORTING SERVICES	5.20	5.49	5.93	6.36
TOTAL OPERATING EXPENSES	27.54	30.35	32.72	36.40

EFFECT ON NET ASSETS *

	2021	2020	2019	2018
Operating Deficit.....	(5.09)	(9.34)	(10.41)	(12.04)
Appreciation/(Depreciation) in Investments	8.65	16.35	16.82	(7.57)
Endowment/Sale of Properties	6.41	0.99	1.68	2.07
INCREASE/(DECREASE) IN NET ASSETS	9.97	8.00	8.09	(17.54)

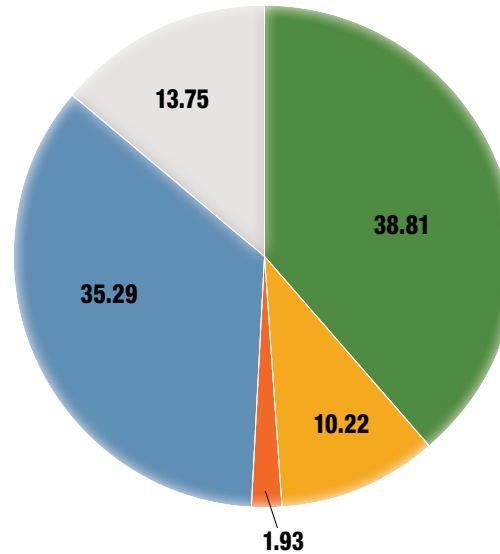
NET ASSETS *

	2021	2020	2019	2018
Without Donors Restriction.....	40.09	35.80	24.36	30.57
With Donors Restriction	86.28	78.44	69.80	55.97
TOTAL NET ASSETS	126.37	114.24	94.16	86.54

OPERATING REVENUE

The total operating revenue comes from †Mission Giving; sale of publications; income from interest, rentals and service fees; events; and other funds.

**TOTAL OPERATING REVENUE
for 2021 was \$22,430,176**



UNITED METHODIST WOMEN REVENUE CATEGORIES 2021

- Conference Giving 38.81%
- Interest Income 10.22%
- Publications 1.93%
- Rental and Service Fee Income 35.29%
- Other Income 13.75%

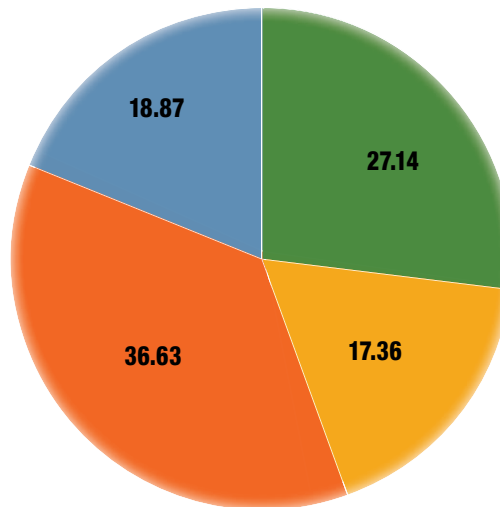
OPERATING EXPENDITURES

The total expenditures budget reflects services provided through programs directly administered by United Methodist Women. The budget also supports programs that reflect our mission focus but are administered by other organizations.

† **Mission Giving fully funds these.**

The remaining United Methodist Women-owned operations are self-funding.

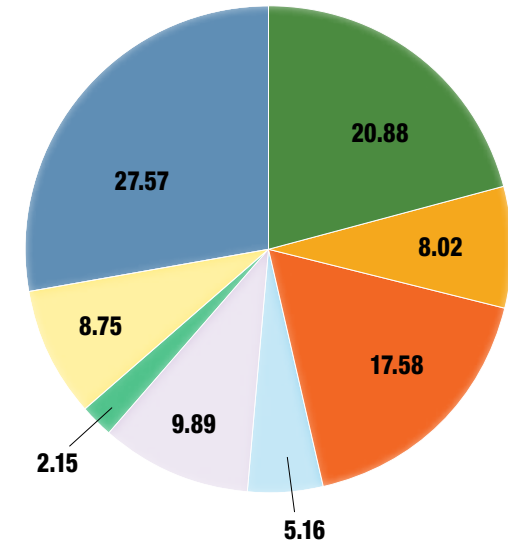
**TOTAL OPERATING EXPENDITURE
for 2021 was \$27,553,085**



UNITED METHODIST WOMEN EXPENSE CATEGORIES 2020

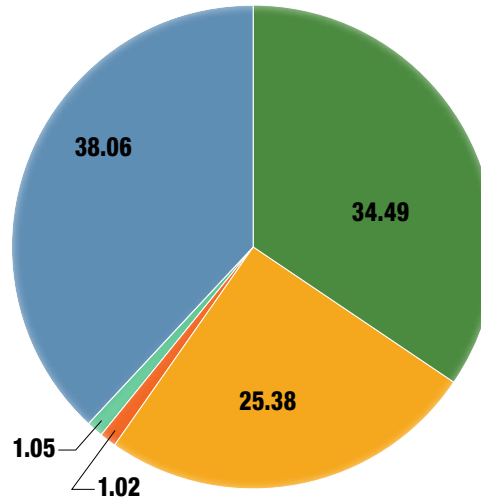
- Programs Administered by United Methodist Women 27.14%
- Programs Administered by Other Organizations 17.36%
- Program Support 36.63%
- Supporting Services 18.87%

PROGRAMS ADMINISTERED BY UNITED METHODIST WOMEN



Insurance (NMI Property Management)	20.88%
Repairs & Maintenance (NMI Property Management)	8.02%
Mission Education	17.58%
response Magazine	5.16%
Mission Resource Center	9.89%
Social Action	2.15%
Deaconess, Home Missioners Office and Network	8.75%
Other Programs Administered by UMW	27.57%

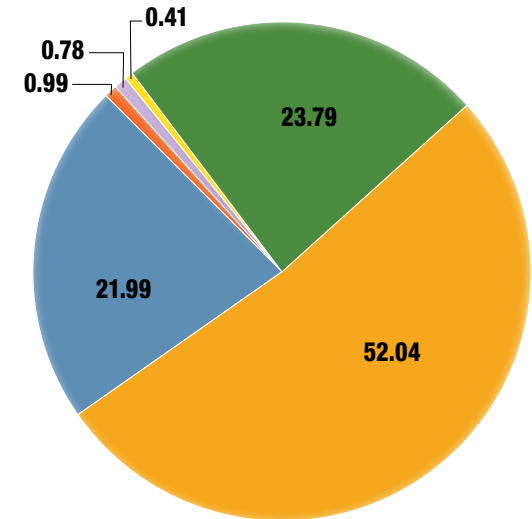
PROGRAMS ADMINISTERED BY OTHER ORGANIZATIONS



UNITED METHODIST ORGANIZATIONS NATIONAL AND INTERNATIONAL

National Missions	34.49%
International Missions	25.38%
Ecumenical Organizations	1.02%
Social Action Organizations	1.05%
Grants from Designated Funds	38.06%

PROGRAM SUPPORT



Church Center for the United Nations	23.79%
Retired Deaconess, Missionary Home Operations	52.04%
Retired Deaconess, Missionary Pension & Health	21.99%
Scarritt Bennett Center	0.99%
Assembly	0.78%
Organization-wide Program Support	0.41%

Conferences that met or exceeded their pledges in 2021 AND increased their giving!

Despite the onslaught of the pandemic and economic slowdown, members continue to give faithfully towards our work with women, children, and youth.

Nine conferences increased both their giving and pledge. A total of 15 conferences increased their giving! Twenty-seven met their pledge in 2021.

- Northern Illinois
- Eastern Pennsylvania
- Western Pennsylvania
- Central Texas
- Oklahoma Indian Missionary
- Holston
- Red Bird Missionary
- Tennessee
- Mountain Sky

Conferences with highest giving amounts:

Western North Carolina
Great Plains
Virginia
Iowa
Illinois Great Rivers

Conferences with largest dollar increase compared to 2020:

Mountain Sky
Western Pennsylvania
South Carolina
Central Texas
California-Pacific



**Thank
You!**